Math Practice - Grade 2

M1 Add and subtract within 20, fluently

M1 2.OA.B.2

Name: _____ Date: _____

Add and subtract within 20.

1 **Add.** 13 + 4 = ☐	**2** **Subtract.** 5 - 2 = ☐
3 **Add.** 17 + 3 = ☐	**4** **Subtract.** 4 - 4 = ☐
5 **Add.** 13 + 2 = ☐	**6** **Subtract.** 1 - 1 = ☐
7 **Add.** 10 + 0 = ☐	**8** **Subtract.** 9 - 8 = ☐
9 **Add.** 9 + 2 = ☐	**10** **Subtract.** 8 - 4 = ☐
11 **Add.** 10 + 1 = ☐	**12** **Subtract.** 2 - 0 = ☐
13 **Add.** 9 + 8 = ☐	**14** **Subtract.** 11 - 0 = ☐
15 **Add.** 3 + 0 = ☐	**16** **Subtract.** 11 - 11 = ☐
17 **Add.** 17 + 1 = ☐	**18** **Subtract.** 5 - 1 = ☐
19 **Add.** 16 + 4 = ☐	**20** **Subtract.** 10 - 9 = ☐

Math Practice - Grade 2

M1 Add and subtract within 20, fluently

M1 2.OA.B.2

Name: _____ Date: _____

Add and subtract within 20.

1 **Add.** 7 + 4 = ☐	**2** **Subtract.** 1 - 1 = ☐
3 **Add.** 13 + 5 = ☐	**4** **Subtract.** 8 - 0 = ☐
5 **Add.** 5 + 14 = ☐	**6** **Subtract.** 11 - 8 = ☐
7 **Add.** 8 + 10 = ☐	**8** **Subtract.** 10 - 2 = ☐
9 **Add.** 4 + 5 = ☐	**10** **Subtract.** 17 - 0 = ☐
11 **Add.** 14 + 6 = ☐	**12** **Subtract.** 7 - 2 = ☐
13 **Add.** 10 + 6 = ☐	**14** **Subtract.** 5 - 5 = ☐
15 **Add.** 2 + 15 = ☐	**16** **Subtract.** 20 - 3 = ☐
17 **Add.** 17 + 1 = ☐	**18** **Subtract.** 17 - 6 = ☐
19 **Add.** 3 + 7 = ☐	**20** **Subtract.** 6 - 6 = ☐

Math Practice - Grade 2

M1 Add and subtract within 20, fluently

M1 2.OA.B.2

Name: _____ Date: _____

Add and subtract within 20.

1 **Add.**

18 + 2 = ☐

2 **Subtract.**

17 - 1 = ☐

3 **Add.**

16 + 4 = ☐

4 **Subtract.**

13 - 9 = ☐

5 **Add.**

13 + 3 = ☐

6 **Subtract.**

20 - 20 = ☐

7 **Add.**

8 + 2 = ☐

8 **Subtract.**

11 - 8 = ☐

9 **Add.**

16 + 0 = ☐

10 **Subtract.**

5 - 1 = ☐

11 **Add.**

6 + 1 = ☐

12 **Subtract.**

4 - 2 = ☐

13 **Add.**

2 + 0 = ☐

14 **Subtract.**

9 - 5 = ☐

15 **Add.**

11 + 1 = ☐

16 **Subtract.**

13 - 11 = ☐

17 **Add.**

19 + 0 = ☐

18 **Subtract.**

8 - 2 = ☐

19 **Add.**

6 + 10 = ☐

20 **Subtract.**

10 - 2 = ☐

Math Practice - Grade 2

M2 Word problems within 100, one step and two steps

M2 2.OA.A.1

Name: _____ Date: _____

Read the story. Write the number sentence and the answer.

1 **Liam has 90 marbles. Ava has 72 marbles. How many more marbles does Liam have than Ava?**

$$90 - 72 = \square$$

---

2 **Lily has 93 pencils. Lily gives 64 away. Then Lily gets 52 more. How many pencils does Lily have now?**

First step: $93 - 64 = \square$

Second step: $29 + 52 = \square$

---

3 **Jack has 36 red cookies and 2 blue cookies. How many cookies does Jack have in all?**

$$36 + 2 = \square$$

---

4 **Liam has 28 stickers. Liam gets 22 more. Then Liam gets 26 more. How many stickers does Liam have now?**

First step: $28 + 22 = \square$

Second step: $50 + 26 = \square$

Math Practice - Grade 2

M2 Word problems within 100, one step and two steps

M2 2.OA.A.1

Name: _____ Date: _____

Read the story. Write the number sentence and the answer.

1 **Ava has some marbles. Ava gives 21 away. Now Ava has 26. How many marbles did Ava have at first?**

☐ - 21 = 26

---

2 **Ruby has 38 apples. Ruby gives 28 away. Then Ruby gets 22 more. How many apples does Ruby have now?**

First step: 38 - 28 = ☐

Second step: 10 + 22 = ☐

---

3 **Noah has 43 red pencils and 56 blue pencils. How many pencils does Noah have in all?**

43 + 56 = ☐

---

4 **Ava has 50 stickers. Ava gives 9 away. Then Ava gets 57 more. How many stickers does Ava have now?**

First step: 50 - 9 = ☐

Second step: 41 + 57 = ☐

Math Practice - Grade 2

M2 Word problems within 100, one step and two steps

M2 2.OA.A.1

Name: _____ Date: _____

Read the story. Write the number sentence and the answer.

1 **Ava has 28 buttons. Ava gives some to a friend. Now Ava has 2. How many buttons did Ava give away?**

$$28 - \square = 2$$

---

2 **Owen has 17 balloons. Owen gets 23 more. Then Owen gets 49 more. How many balloons does Owen have now?**

First step: $17 + 23 = \square$

Second step: $40 + 49 = \square$

---

3 **Jack has 30 red toy cars and 32 blue toy cars. How many toy cars does Jack have in all?**

$$30 + 32 = \square$$

---

4 **Liam has 14 buttons. Liam gets 40 more. Then Liam gets 7 more. How many buttons does Liam have now?**

First step: $14 + 40 = \square$

Second step: $54 + 7 = \square$

Math Practice - Grade 2

M3 Place value to 1000, skip counting, expanded form

M3 2.NBT.A.1, 2.NBT.A.1a, 2.NBT.A.1b, 2.NBT.A.2, 2.NBT.A.3, 2.NBT.A.4

Name: _____ Date: _____

How many hundreds? How many tens? How many ones? Compare the numbers.

1 **How many hundreds? How many tens? How many ones?**

Hundreds: 

Tens: 

Ones: 

---

2 **Write 268 in expanded form.**

268 = ☐ + ☐ + ☐

---

3 **Fill in the missing number.**

370 , 380 , 390 , 400 , ☐

---

4 **Write > or < or = in the box.**

675 ☐ 675

Math Practice - Grade 2

M3 Place value to 1000, skip counting, expanded form

M3 2.NBT.A.1, 2.NBT.A.1a, 2.NBT.A.1b, 2.NBT.A.2, 2.NBT.A.3, 2.NBT.A.4

Name: _____ Date: _____

How many hundreds? How many tens? How many ones? Compare the numbers.

1 **How many hundreds? How many tens? How many ones?**

Hundreds: 

Tens: 

Ones: 

---

2 **Write 796 in expanded form.**

796 = ☐ + ☐ + ☐

---

3 **Fill in the missing number.**

510 , 520 , 530 , ☐ , 550

---

4 **Write > or < or = in the box.**

987 ☐ 292

Math Practice - Grade 2

M3 Place value to 1000, skip counting, expanded form

M3 2.NBT.A.1, 2.NBT.A.1a, 2.NBT.A.1b, 2.NBT.A.2, 2.NBT.A.3, 2.NBT.A.4

Name: _____ Date: _____

How many hundreds? How many tens? How many ones? Compare the numbers.

1 **How many hundreds? How many tens? How many ones?**

Hundreds:  ☐

Tens:  ☐

Ones: ☐

---

2 **Write 589 in expanded form.**

589 = ☐ + ☐ + ☐

---

3 **Fill in the missing number.**

580 , 585 , ☐ , 595 , 600

---

4 **Write > or < or = in the box.**

173 ☐ 173

Math Practice - Grade 2

M4 Add and subtract within 100

M4 2.NBT.B.5, 2.NBT.B.6, 2.NBT.B.8, 2.NBT.B.9

Name: _____ Date: _____

Add and subtract within 100.

1 **Add.**

$$\begin{array}{r} 87 \\ +\ 12 \\ \hline \square \end{array}$$

2 **Subtract.**

$$\begin{array}{r} 49 \\ -\ 17 \\ \hline \square \end{array}$$

3 **Add the four numbers.**

$$\begin{array}{r} 37 \\ 19 \\ 45 \\ +\ 37 \\ \hline \square \end{array}$$

4 **What is 100 more than 33?**

$$33 + 100 = \square$$

Math Practice - Grade 2

M4 Add and subtract within 100

M4 2.NBT.B.5, 2.NBT.B.6, 2.NBT.B.8, 2.NBT.B.9

Name: _____ Date: _____

Add and subtract within 100.

1 **Add.**

$$\begin{array}{r} 56 \\ +\ 25 \\ \hline \square \end{array}$$

2 **Subtract.**

$$\begin{array}{r} 52 \\ -\ 16 \\ \hline \square \end{array}$$

3 **Add the four numbers.**

$$\begin{array}{r} 20 \\ 13 \\ 37 \\ +\ 36 \\ \hline \square \end{array}$$

4 **What is 10 more than 28?**

$$28 + 10 = \square$$

Math Practice - Grade 2

M4 Add and subtract within 100

M4 2.NBT.B.5, 2.NBT.B.6, 2.NBT.B.8, 2.NBT.B.9

Name: _____ Date: _____

Add and subtract within 100.

1 **Add.**

$$\begin{array}{r} 26 \\ +\ 24 \\ \hline \square \end{array}$$

2 **Subtract.**

$$\begin{array}{r} 62 \\ -\ 33 \\ \hline \square \end{array}$$

3 **Add the four numbers.**

$$\begin{array}{r} 33 \\ 29 \\ 22 \\ +\ 49 \\ \hline \square \end{array}$$

4 **What is 100 more than 71?**

$$71 + 100 = \square$$

Math Practice - Grade 2

M5 Add and subtract within 1000

M5 2.NBT.B.7

Name: _____ Date: _____

Add and subtract within 1000.

1 **Add.**

$$\begin{array}{r} 481 \\ +\ 306 \\ \hline \square \end{array}$$

2 **Subtract.**

$$\begin{array}{r} 730 \\ -\ 620 \\ \hline \square \end{array}$$

3 **Add.**

$$\begin{array}{r} 784 \\ +\ 114 \\ \hline \square \end{array}$$

4 **Subtract.**

$$\begin{array}{r} 701 \\ -\ 302 \\ \hline \square \end{array}$$

5 **Add.**

$$\begin{array}{r} 887 \\ +\ 112 \\ \hline \square \end{array}$$

6 **Subtract.**

$$\begin{array}{r} 257 \\ -\ 231 \\ \hline \square \end{array}$$

7 **Add.**

$$\begin{array}{r} 595 \\ +\ 304 \\ \hline \square \end{array}$$

8 **Subtract.**

$$\begin{array}{r} 736 \\ -\ 541 \\ \hline \square \end{array}$$

9 **Add.**

$$\begin{array}{r} 417 \\ +\ 562 \\ \hline \square \end{array}$$

10 **Subtract.**

$$\begin{array}{r} 737 \\ -\ 684 \\ \hline \square \end{array}$$

11 **Add.**

$$\begin{array}{r} 293 \\ +\ 511 \\ \hline \square \end{array}$$

12 **Subtract.**

$$\begin{array}{r} 702 \\ -\ 647 \\ \hline \square \end{array}$$

13 **Add.**

$$\begin{array}{r} 797 \\ +\ 155 \\ \hline \square \end{array}$$

14 **Subtract.**

$$\begin{array}{r} 776 \\ -\ 394 \\ \hline \square \end{array}$$

Math Practice - Grade 2

M5 Add and subtract within 1000

M5 2.NBT.B.7

Name: _____ Date: _____

Add and subtract within 1000.

1 **Add.**

$$\begin{array}{r} 459 \\ +\ 210 \\ \hline \square \end{array}$$

2 **Subtract.**

$$\begin{array}{r} 145 \\ -\ 143 \\ \hline \square \end{array}$$

3 **Add.**

$$\begin{array}{r} 803 \\ +\ 120 \\ \hline \square \end{array}$$

4 **Subtract.**

$$\begin{array}{r} 354 \\ -\ 151 \\ \hline \square \end{array}$$

5 **Add.**

$$\begin{array}{r} 495 \\ +\ 451 \\ \hline \square \end{array}$$

6 **Subtract.**

$$\begin{array}{r} 153 \\ -\ 128 \\ \hline \square \end{array}$$

7 **Add.**

$$\begin{array}{r} 190 \\ +\ 361 \\ \hline \square \end{array}$$

8 **Subtract.**

$$\begin{array}{r} 882 \\ -\ 852 \\ \hline \square \end{array}$$

9 **Add.**

$$\begin{array}{r} 763 \\ +\ 148 \\ \hline \square \end{array}$$

10 **Subtract.**

$$\begin{array}{r} 528 \\ -\ 255 \\ \hline \square \end{array}$$

11 **Add.**

$$\begin{array}{r} 189 \\ +\ 542 \\ \hline \square \end{array}$$

12 **Subtract.**

$$\begin{array}{r} 140 \\ -\ 125 \\ \hline \square \end{array}$$

13 **Add.**

$$\begin{array}{r} 681 \\ +\ 258 \\ \hline \square \end{array}$$

14 **Subtract.**

$$\begin{array}{r} 456 \\ -\ 338 \\ \hline \square \end{array}$$

Math Practice - Grade 2

M5 Add and subtract within 1000

M5 2.NBT.B.7

Name: _____ Date: _____

Add and subtract within 1000.

1 **Add.**

$$\begin{array}{r} 540 \\ +\ 451 \\ \hline \square \end{array}$$

2 **Subtract.**

$$\begin{array}{r} 754 \\ -\ 222 \\ \hline \square \end{array}$$

3 **Add.**

$$\begin{array}{r} 630 \\ +\ 137 \\ \hline \square \end{array}$$

4 **Subtract.**

$$\begin{array}{r} 306 \\ -\ 262 \\ \hline \square \end{array}$$

5 **Add.**

$$\begin{array}{r} 754 \\ +\ 105 \\ \hline \square \end{array}$$

6 **Subtract.**

$$\begin{array}{r} 979 \\ -\ 917 \\ \hline \square \end{array}$$

7 **Add.**

$$\begin{array}{r} 530 \\ +\ 409 \\ \hline \square \end{array}$$

8 **Subtract.**

$$\begin{array}{r} 635 \\ -\ 622 \\ \hline \square \end{array}$$

9 **Add.**

$$\begin{array}{r} 168 \\ +\ 200 \\ \hline \square \end{array}$$

10 **Subtract.**

$$\begin{array}{r} 524 \\ -\ 120 \\ \hline \square \end{array}$$

11 **Add.**

$$\begin{array}{r} 171 \\ +\ 791 \\ \hline \square \end{array}$$

12 **Subtract.**

$$\begin{array}{r} 245 \\ -\ 198 \\ \hline \square \end{array}$$

13 **Add.**

$$\begin{array}{r} 716 \\ +\ 232 \\ \hline \square \end{array}$$

14 **Subtract.**

$$\begin{array}{r} 782 \\ -\ 136 \\ \hline \square \end{array}$$

Math Practice - Grade 2

M6 Odd and even, arrays, equal groups

M6 2.OA.C.3, 2.OA.C.4

Name: _____ Date: _____

Is it odd or even? Draw the array and write the repeated addition.

1 **Pair the dots. Circle Odd or Even.**



Odd Even

2 **Draw an array with 2 rows and 4 columns.**

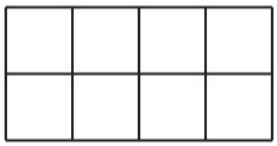

4 + 4 = ☐

3 **Pair the dots. Circle Odd or Even.**



Odd Even

4 **Draw an array with 5 rows and 5 columns.**

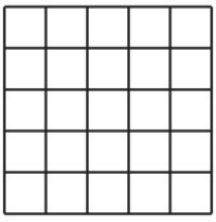

5 + 5 + 5 + 5 + 5 = ☐

Math Practice - Grade 2

M6 Odd and even, arrays, equal groups

M6 2.OA.C.3, 2.OA.C.4

Name: _____ Date: _____

Is it odd or even? Draw the array and write the repeated addition.

1 **Pair the dots. Circle Odd or Even.**



Odd Even

2 **Draw an array with 5 rows and 2 columns.**



2 + 2 + 2 + 2 + 2 = ☐

3 **Pair the dots. Circle Odd or Even.**



Odd Even

4 **Draw an array with 4 rows and 2 columns.**

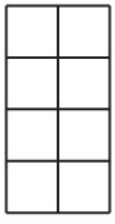

2 + 2 + 2 + 2 = ☐

Math Practice - Grade 2

M6 Odd and even, arrays, equal groups

M6 2.OA.C.3, 2.OA.C.4

Name: _____ Date: _____

Is it odd or even? Draw the array and write the repeated addition.

1 **Pair the dots. Circle Odd or Even.**



Odd Even

2 **Draw an array with 4 rows and 4 columns.**

4 + 4 + 4 + 4 = ☐

3 **Pair the dots. Circle Odd or Even.**



Odd Even

4 **Draw an array with 5 rows and 4 columns.**

4 + 4 + 4 + 4 + 4 = ☐

Math Practice - Grade 2

M7 Measuring length and the number line

M7 2.MD.A.1, 2.MD.A.2, 2.MD.A.3, 2.MD.A.4, 2.MD.B.5, 2.MD.B.6

Name: _____ Date: _____

Measure the length. Read the number line.

1 **How long is the bar? Write the length in inches.**



Length: ☐

---

2 **Guess the length first, then measure it.**

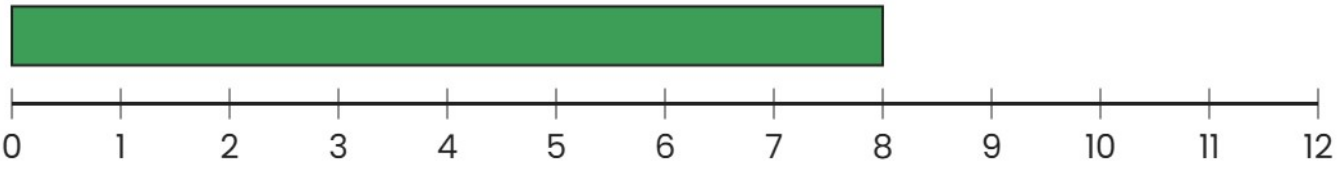

Estimate: ☐ Measure: ☐

---

3 **How much longer is the red bar than the blue bar?**

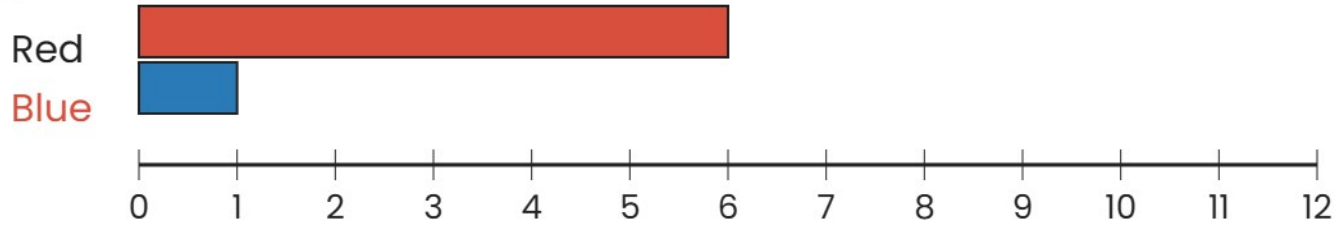

Longer by: ☐

---

4 **Follow the jumps. Write the landing number.**

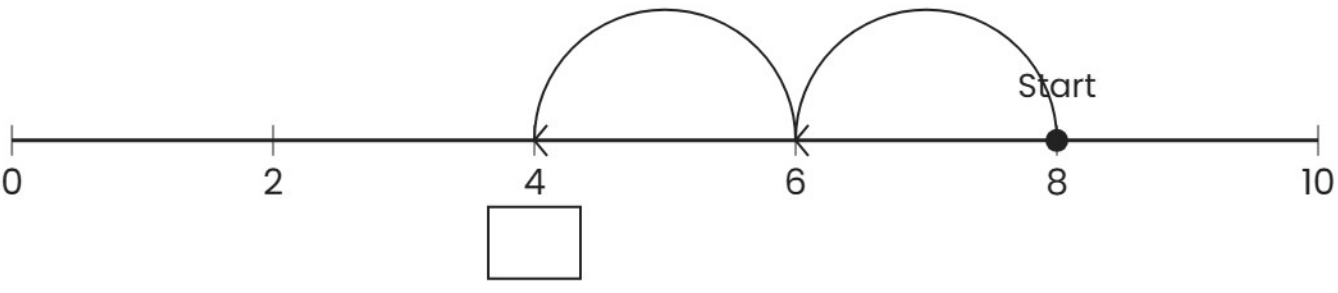

☐

Math Practice - Grade 2

M7 Measuring length and the number line

M7 2.MD.A.1, 2.MD.A.2, 2.MD.A.3, 2.MD.A.4, 2.MD.B.5, 2.MD.B.6

Name: _____ Date: _____

Measure the length. Read the number line.

1 **How long is the bar? Write the length in inches.**

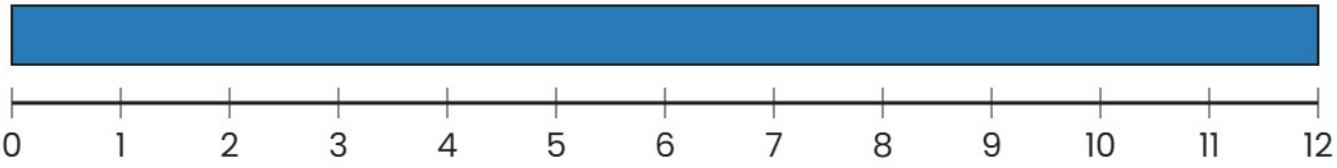

Length: ☐

---

2 **Guess the length first, then measure it.**

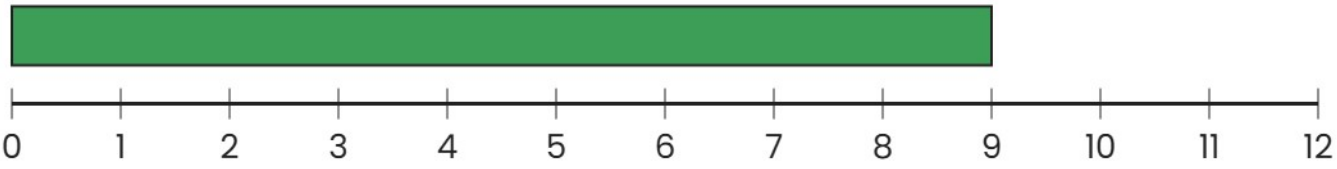

Estimate: ☐ Measure: ☐

---

3 **How much longer is the red bar than the blue bar?**

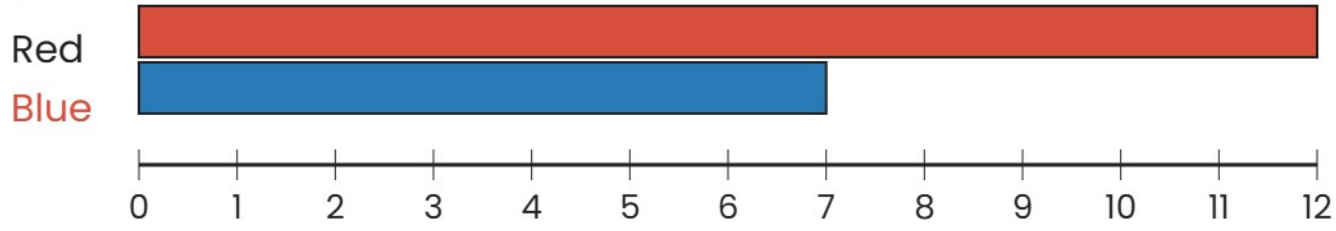

Longer by: ☐

---

4 **Follow the jumps. Write the landing number.**

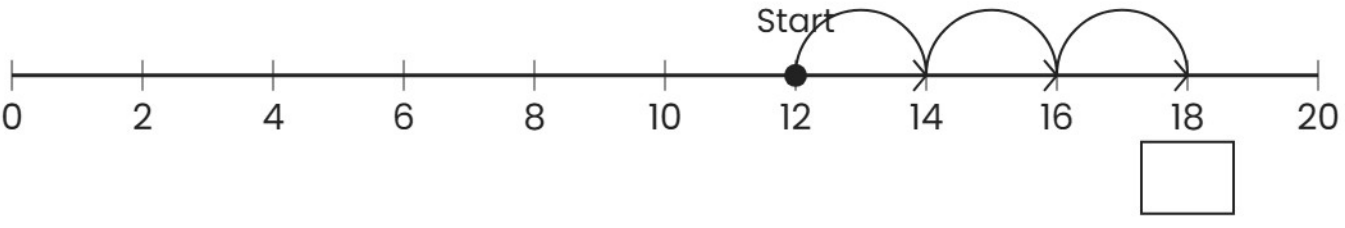

☐

Math Practice - Grade 2

M7 Measuring length and the number line

M7 2.MD.A.1, 2.MD.A.2, 2.MD.A.3, 2.MD.A.4, 2.MD.B.5, 2.MD.B.6

Name: _____ Date: _____

Measure the length. Read the number line.

1 **How long is the bar? Write the length in inches.**

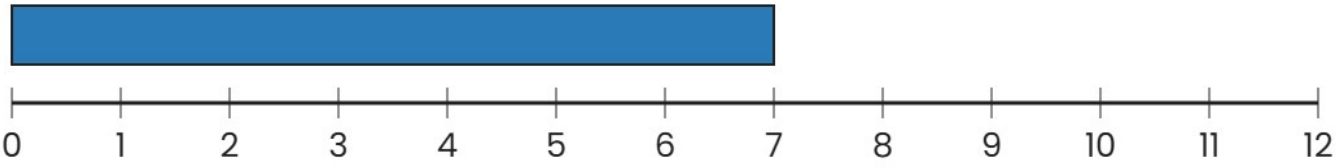

Length: ☐

---

2 **Guess the length first, then measure it.**

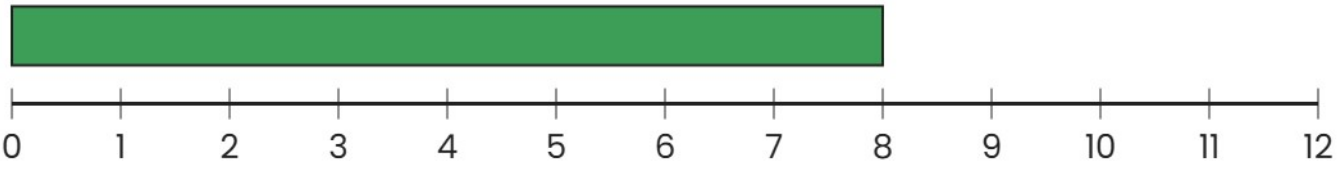

Estimate: ☐ Measure: ☐

---

3 **How much longer is the red bar than the blue bar?**

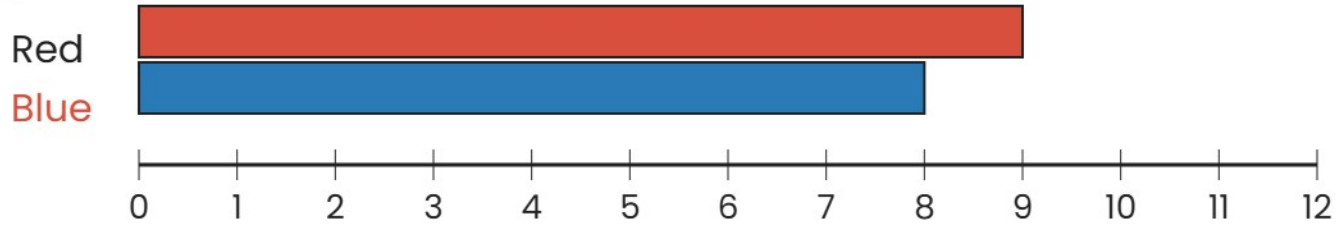

Longer by: ☐

---

4 **Follow the jumps. Write the landing number.**

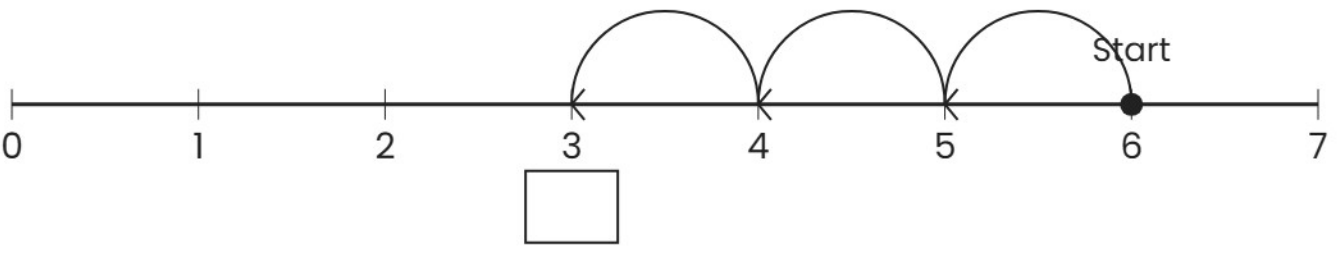

☐

Math Practice - Grade 2

M8 Time to the nearest five minutes

M8 2.MD.C.7

Name: _____ Date: _____

What time is it? Write the time.

1 **What time is it? Write the time.**



Time: ☐

---

2 **Circle the digital time that matches the clock.**



7:55 6:05 5:10

---

3 **Owen wakes up at 6:35. Is that a.m. or p.m.?**

a.m. p.m.

---

4 **What time is it? Write the time.**



Time: ☐

Math Practice - Grade 2

M8 Time to the nearest five minutes

M8 2.MD.C.7

Name: _____ Date: _____

What time is it? Write the time.

1 **What time is it? Write the time.**



Time: ☐

---

2 **Circle the digital time that matches the clock.**



4:00 7:05 7:00

---

3 **Jack wakes up at 7:40. Is that a.m. or p.m.?**

a.m. p.m.

---

4 **What time is it? Write the time.**



Time: ☐

Math Practice - Grade 2

M8 Time to the nearest five minutes

M8 2.MD.C.7

Name: _____ Date: _____

What time is it? Write the time.

1 **What time is it? Write the time.**



Time: ☐

---

2 **Circle the digital time that matches the clock.**



2:30 11:55 5:35

---

3 **Jack starts school at 8:20. Is that a.m. or p.m.?**

a.m. p.m.

---

4 **What time is it? Write the time.**



Time: ☐

Math Practice - Grade 2

M9 Money

M9 2.MD.C.8

Name: _____ Date: _____

Count the coins. Make change.

1 **How much is it in all? Write the total.**

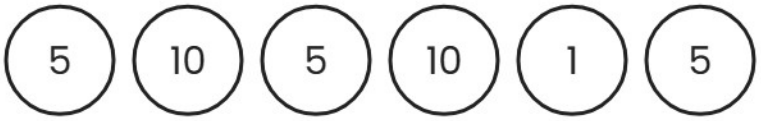

Total: ☐

---

2 **You pay 100¢. The price is 84¢. How much change do you get?**

100¢ - 84¢ = ☐

---

3 **Liam has 2 bills of $20 and 3 coins of $5. How much does Liam have in all?**



$40 + $15 = ☐

---

4 **How much is it in all? Write the total.**



Total: ☐

Math Practice - Grade 2

M9 Money

M9 2.MD.C.8

Name: _____ Date: _____

Count the coins. Make change.

1 **How much is it in all? Write the total.**



Total: ☐

---

2 **You pay 100¢. The price is 71¢. How much change do you get?**

100¢ - 71¢ = ☐

---

3 **Mia has 2 bills of $20 and 3 coins of $5. How much does Mia have in all?**



$40 + $15 = ☐

---

4 **How much is it in all? Write the total.**

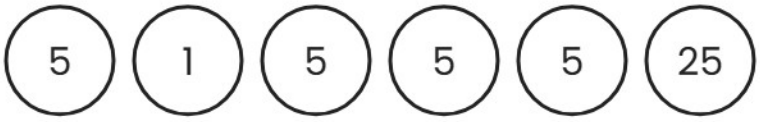

Total: ☐

Math Practice - Grade 2

M9 Money

M9 2.MD.C.8

Name: _____ Date: _____

Count the coins. Make change.

1 **How much is it in all? Write the total.**

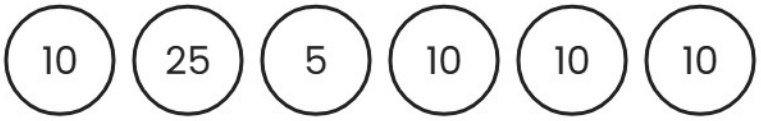

Total: ☐

---

2 **You pay 100¢. The price is 38¢. How much change do you get?**

100¢ - 38¢ = ☐

---

3 **Ruby has $59. Ruby buys a ball for $11. How much does Ruby have left?**

$59 - $11 = ☐

---

4 **How much is it in all? Write the total.**

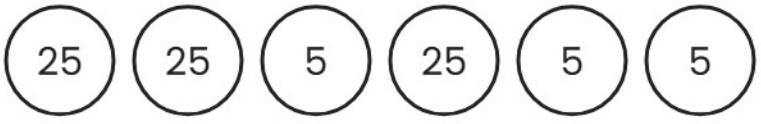

Total: ☐

Math Practice - Grade 2

M10 Data: line plots, picture graphs, bar graphs

M10 2.MD.D.9, 2.MD.D.10

Name: _____ Date: _____

Read the graph. Answer the question.

1 **How many pencils are 6 long?**



2 **Which has the most?**

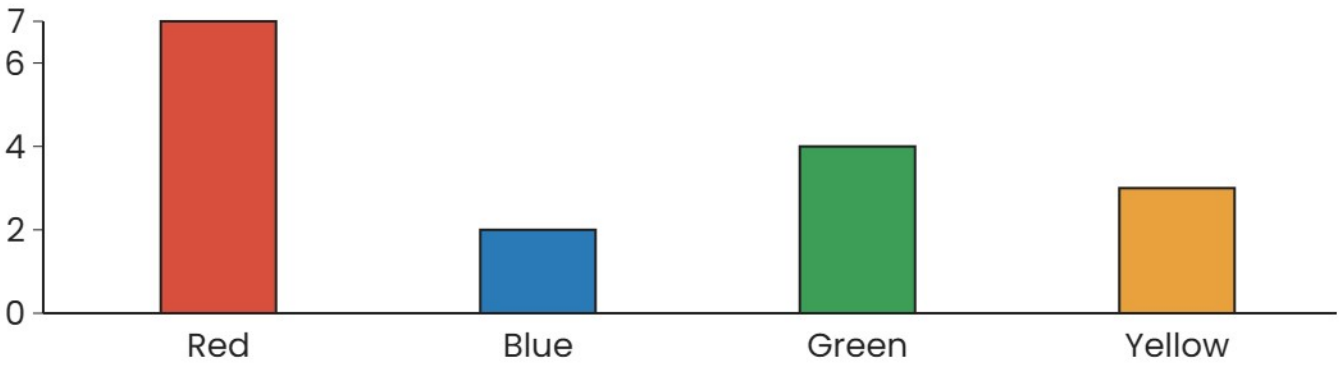

3 **How many in all?**

Apples



Bananas

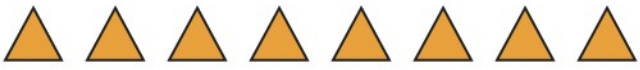

Oranges



Math Practice - Grade 2

M10 Data: line plots, picture graphs, bar graphs

M10 2.MD.D.9, 2.MD.D.10

Name: _____ Date: _____

Read the graph. Answer the question.

1 **How many pencils are there in all?**



2 **Which has the most?**

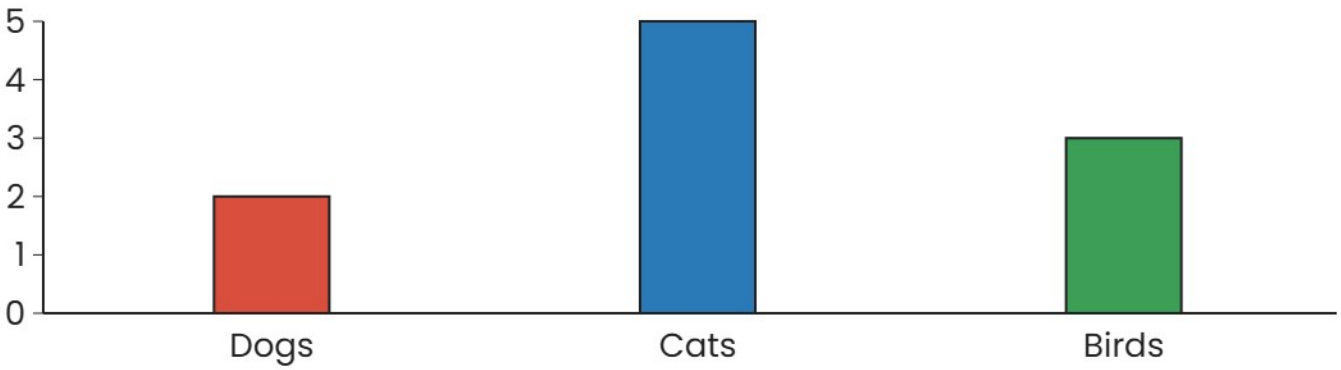

3 **How many in all?**

Apples



Bananas



Oranges



Math Practice - Grade 2

M10 Data: line plots, picture graphs, bar graphs

M10 2.MD.D.9, 2.MD.D.10

Name: _____ Date: _____

Read the graph. Answer the question.

1 **How many pencils are there in all?**



2 **How many in all?**

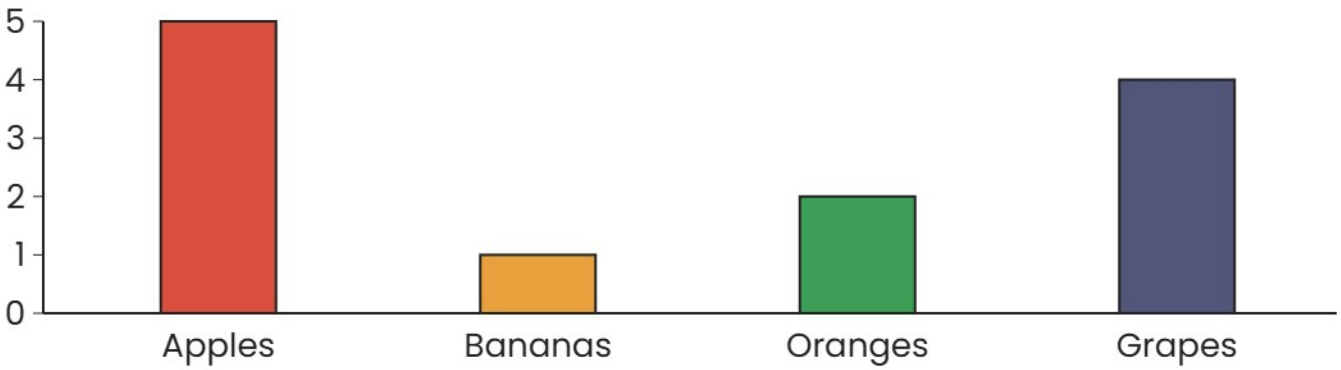

3 **How many more Cats than Dogs?**

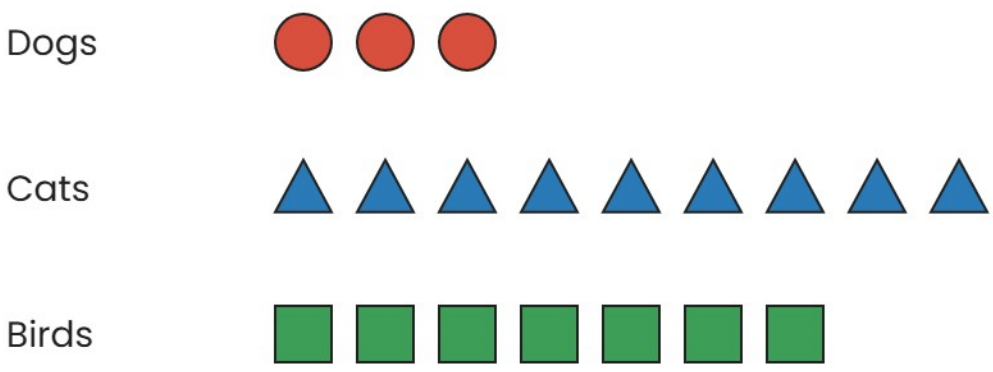

Math Practice - Grade 2

M11 Shapes, halves, thirds, fourths

M11 2.G.A.1, 2.G.A.2, 2.G.A.3

Name: _____ Date: _____

Name the shape. Count the squares. Shade one share.

1 **Name this shape. How many sides? How many angles?**



Shape: _____

Sides: ☐

Angles: ☐

---

2 **The rectangle has 5 rows and 5 columns of squares. How many squares in all?**

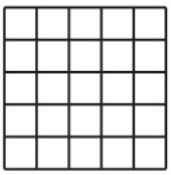

Squares: ☐

---

3 **Shade one third.**



One share is a ☐

---

4 **Name this shape. How many sides? How many angles?**



Shape: _____

Sides: ☐

Angles: ☐

Math Practice - Grade 2

M11 Shapes, halves, thirds, fourths

M11 2.G.A.1, 2.G.A.2, 2.G.A.3

Name: _____ Date: _____

Name the shape. Count the squares. Shade one share.

1 **Name this shape. How many sides? How many angles?**



Shape: _____

Sides: ☐

Angles: ☐

---

2 **The rectangle has 3 rows and 4 columns of squares. How many squares in all?**

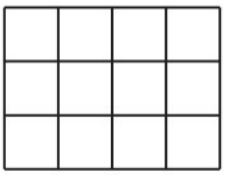

Squares: ☐

---

3 **Shade one half.**

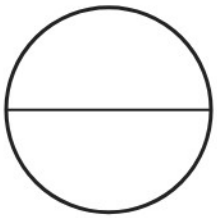

One share is a ☐

---

4 **Name this shape. How many sides? How many angles?**

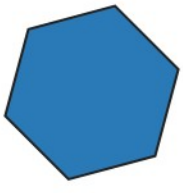

Shape: _____

Sides: ☐

Angles: ☐

Math Practice - Grade 2

M11 Shapes, halves, thirds, fourths

M11 2.G.A.1, 2.G.A.2, 2.G.A.3

Name: _____ Date: _____

Name the shape. Count the squares. Shade one share.

1 **Name this shape. How many sides? How many angles?**

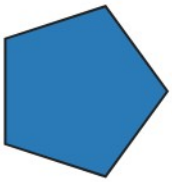

Shape: _____

Sides: ☐

Angles: ☐

---

2 **The rectangle has 2 rows and 5 columns of squares. How many squares in all?**

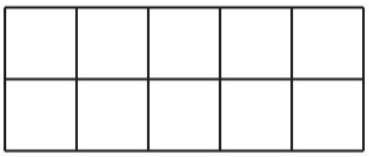

Squares: ☐

---

3 **Shade one half.**



One share is a ☐

---

4 **Name this shape. How many sides? How many angles?**

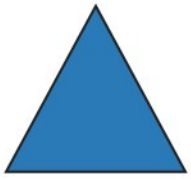

Shape: _____

Sides: ☐

Angles: ☐