Math Practice - Grade 1

M1 Count to 120

M1 1.NBT.A.1

Name: _____ Date: _____

Count to 120. Fill in the missing numbers.

1 **Fill in the missing numbers on the chart.**

1	2	3	4	5	6	7	8	9	10
11	12	13	14	15		17	18	19	20
21	22	23	24	25	26	27	28	29	30
31	32	33	34	35	36	37	38	39	40
41	42	43	44	45	46	47	48	49	50
51	52	53	54	55	56	57		59	60
61	62	63	64	65	66	67	68	69	70
71	72	73	74	75	76	77	78	79	80
81	82	83	84	85		87	88	89	90
91	92	93	94	95	96	97	98	99	100
101	102	103	104	105	106	107	108	109	110
111	112	113	114	115	116		118	119	120

2 **Write the missing number on the number line.**

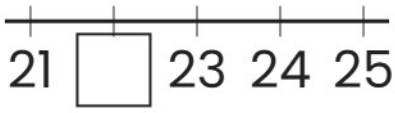

3 **Fill in the missing numbers on the chart.**

1	2	3	4	5	6	7	8	9	10
11	12	13	14	15	16	17	18	19	20
21	22	23		25	26	27	28	29	
31	32	33	34	35	36	37	38	39	40
41	42	43	44	45	46	47	48	49	50
51	52	53	54	55	56	57	58	59	60
61	62	63	64	65	66	67	68	69	70
71	72	73	74	75	76	77	78	79	80
81	82	83	84	85	86	87	88	89	90
91	92			95	96	97	98	99	100
101	102	103		105	106	107	108	109	110
111	112	113	114	115	116	117	118	119	120

Answer Key

1. 16, 58, 86, 117 2. 22 3. 24, 30, 93, 94, 104

Math Practice - Grade 1

M1 Count to 120

M1 1.NBT.A.1

Name: _____ Date: _____

Count to 120. Fill in the missing numbers.

1 **Fill in the missing numbers on the chart.**

1	2	3	4	5	6	7	8		10
11	12	13	14	15	16		18	19	20
21	22	23	24	25	26	27	28	29	30
31	32	33	34	35	36	37	38	39	40
41	42	43	44	45	46	47	48	49	50
	52	53	54	55	56	57	58	59	60
61	62	63	64	65	66	67	68	69	70
71	72	73	74	75	76	77	78	79	80
81		83	84	85	86	87	88	89	90
91	92	93	94	95	96	97	98	99	100
101	102	103	104	105	106	107	108	109	110
111	112	113	114	115	116	117	118	119	120

2 **Write the missing number on the number line.**

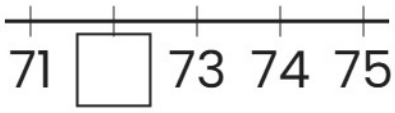

3 **Fill in the missing numbers on the chart.**

1	2	3	4	5	6	7	8	9	10
11	12	13	14	15	16	17	18	19	20
21	22	23	24	25	26	27	28	29	30
31	32	33	34	35	36	37	38		40
41	42	43	44	45	46	47	48	49	50
51	52	53	54	55	56	57	58	59	60
61	62	63	64	65	66	67	68	69	70
71	72	73	74	75	76	77	78	79	80
81	82	83	84	85	86	87	88	89	90
91	92	93	94	95	96		98	99	100
101	102	103	104			107	108	109	110
111	112	113	114	115		117	118	119	120

Answer Key

1. 9, 17, 51, 82 2. 72 3. 39, 97, 105, 106, 116

Math Practice - Grade 1

M1 Count to 120

M1 1.NBT.A.1

Name: _____ Date: _____

Count to 120. Fill in the missing numbers.

1 Fill in the missing numbers on the chart.

1	2	3	4	5	6	7	8	9	10
11	12	13	14	15	16		18	19	20
21	22	23	24	25	26	27	28	29	30
31	32	33	34	35	36	37	38	39	40
	42	43	44	45	46	47	48	49	50
51	52	53	54	55	56	57	58	59	60
61		63	64	65	66	67	68	69	70
71	72	73	74	75	76	77	78	79	80
81	82	83	84	85	86	87	88	89	90
91	92	93	94	95	96	97	98	99	100
101		103	104	105	106	107	108	109	110
111	112	113	114	115	116	117	118	119	120

2 Write the missing number on the number line.

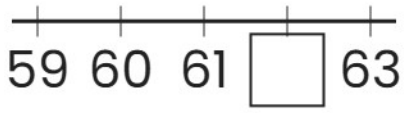

3 Fill in the missing numbers on the chart.

	12	13	14	15	16	17	18	19	20
21	22	23		25	26	27	28	29	30
31	32	33	34	35	36	37	38	39	40
41	42	43	44	45	46	47	48	49	50
51	52	53	54	55	56	57	58	59	60
61	62	63	64	65	66	67	68	69	70
71	72	73	74	75	76	77	78	79	80
	82	83	84	85	86	87		89	90
91	92	93	94	95		97	98		100
101	102	103	104	105	106	107	108	109	110
111	112	113	114	115	116	117	118	119	120

Answer Key

1. 17, 41, 62, 102 2. 62 3. 11, 24, 81, 88, 96, 99

Math Practice - Grade 1

M2 Tens and ones

M2 1.NBT.B.2, 1.NBT.B.2a, 1.NBT.B.2b, 1.NBT.B.2c, 1.NBT.B.3

Name: _____ Date: _____

How many tens? How many ones? Compare the numbers.

1 **How many tens? How many ones?**

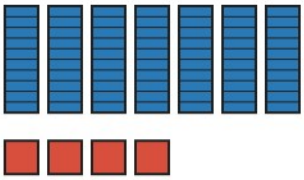

Tens: ☐

Ones: ☐

2 **Write > or < or = in the box.**

77 ☐ 15

3 **How many tens? How many ones?**

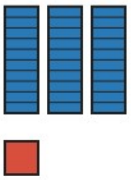

Tens: ☐

Ones: ☐

4 **Write > or < or = in the box.**

69 ☐ 22

5 **How many tens? How many ones?**



Tens: ☐

Ones: ☐

Answer Key

1. 7 tens, 4 ones 2. > 3. 3 tens, 1 one 4. >
5. 1 ten, 2 ones

Math Practice - Grade 1

M2 Tens and ones

M2 1.NBT.B.2, 1.NBT.B.2a, 1.NBT.B.2b, 1.NBT.B.2c, 1.NBT.B.3

Name: _____ Date: _____

How many tens? How many ones? Compare the numbers.

1 **How many tens? How many ones?**

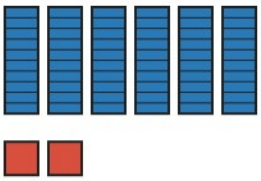

Tens: ☐

Ones: ☐

2 **Write > or < or = in the box.**

82 ☐ 50

3 **How many tens? How many ones?**



Tens: ☐

Ones: ☐

4 **Write > or < or = in the box.**

48 ☐ 81

5 **How many tens? How many ones?**

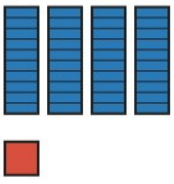

Tens: ☐

Ones: ☐

Answer Key

1. 6 tens, 2 ones 2. > 3. 3 tens, 3 ones 4. <
5. 4 tens, 1 one

Math Practice - Grade 1

M2 Tens and ones

M2 1.NBT.B.2, 1.NBT.B.2a, 1.NBT.B.2b, 1.NBT.B.2c, 1.NBT.B.3

Name: _____ Date: _____

How many tens? How many ones? Compare the numbers.

1 **How many tens? How many ones?**

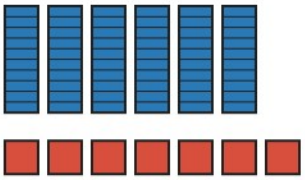

Tens: ☐

Ones: ☐

2 **Write > or < or = in the box.**

31 ☐ 31

3 **How many tens? How many ones?**

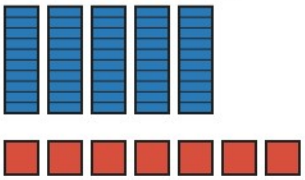

Tens: ☐

Ones: ☐

4 **Write > or < or = in the box.**

57 ☐ 57

5 **How many tens? How many ones?**

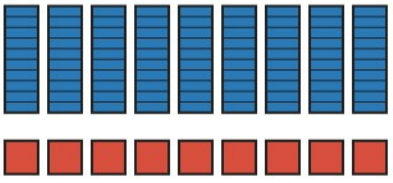

Tens: ☐

Ones: ☐

Answer Key

1. 6 tens, 7 ones 2. = 3. 5 tens, 7 ones 4. =
5. 9 tens, 9 ones

Math Practice - Grade 1

M3 Add and subtract within 10, fluently

M3 1.OA.C.5, 1.OA.C.6

Name: _____ Date: _____

Add and subtract within 10.

1 **Add.**

10 + 0 = ☐

2 **Subtract.**

10 - 7 = ☐

3 **Add.**

2 + 6 = ☐

4 **Subtract.**

3 - 2 = ☐

5 **Add.**

2 + 3 = ☐

6 **Subtract.**

0 - 0 = ☐

7 **Add.**

0 + 4 = ☐

8 **Subtract.**

5 - 2 = ☐

9 **Add.**

9 + 1 = ☐

10 **Subtract.**

5 - 4 = ☐

11 **Add.**

4 + 3 = ☐

12 **Subtract.**

4 - 1 = ☐

13 **Add.**

1 + 4 = ☐

14 **Subtract.**

8 - 4 = ☐

15 **Add.**

9 + 0 = ☐

16 **Subtract.**

2 - 1 = ☐

17 **Add.**

3 + 4 = ☐

18 **Subtract.**

7 - 4 = ☐

Answer Key

1. 10
2. 3
3. 8
4. 1
5. 5
6. 0
7. 4
8. 3
9. 10
10. 1
11. 7
12. 3
13. 5
14. 4
15. 9
16. 1
17. 7
18. 3

Math Practice - Grade 1

M3 Add and subtract within 10, fluently

M3 1.OA.C.5, 1.OA.C.6

Name: _____ Date: _____

Add and subtract within 10.

1 **Add.**

6 + 3 = ☐

2 **Subtract.**

2 - 0 = ☐

3 **Add.**

0 + 6 = ☐

4 **Subtract.**

9 - 7 = ☐

5 **Add.**

2 + 6 = ☐

6 **Subtract.**

5 - 3 = ☐

7 **Add.**

5 + 5 = ☐

8 **Subtract.**

8 - 2 = ☐

9 **Add.**

0 + 2 = ☐

10 **Subtract.**

5 - 4 = ☐

11 **Add.**

1 + 2 = ☐

12 **Subtract.**

5 - 1 = ☐

13 **Add.**

5 + 0 = ☐

14 **Subtract.**

8 - 4 = ☐

15 **Add.**

0 + 1 = ☐

16 **Subtract.**

10 - 8 = ☐

17 **Add.**

0 + 10 = ☐

18 **Subtract.**

6 - 2 = ☐

Answer Key

1. 9
2. 2
3. 6
4. 2
5. 8
6. 2
7. 10
8. 6
9. 2
10. 1
11. 3
12. 4
13. 5
14. 4
15. 1
16. 2
17. 10
18. 4

Math Practice - Grade 1

M3 Add and subtract within 10, fluently

M3 1.OA.C.5, 1.OA.C.6

Name: _____ Date: _____

Add and subtract within 10.

1 **Add.**

4 + 6 = ☐

2 **Subtract.**

9 - 5 = ☐

3 **Add.**

5 + 2 = ☐

4 **Subtract.**

9 - 0 = ☐

5 **Add.**

8 + 1 = ☐

6 **Subtract.**

7 - 0 = ☐

7 **Add.**

1 + 1 = ☐

8 **Subtract.**

8 - 4 = ☐

9 **Add.**

6 + 3 = ☐

10 **Subtract.**

5 - 2 = ☐

11 **Add.**

8 + 0 = ☐

12 **Subtract.**

10 - 7 = ☐

13 **Add.**

0 + 1 = ☐

14 **Subtract.**

3 - 0 = ☐

15 **Add.**

2 + 2 = ☐

16 **Subtract.**

0 - 0 = ☐

17 **Add.**

8 + 2 = ☐

18 **Subtract.**

3 - 1 = ☐

Answer Key

1. 10
2. 4
3. 7
4. 9
5. 9
6. 7
7. 2
8. 4
9. 9
10. 3
11. 8
12. 3
13. 1
14. 3
15. 4
16. 0
17. 10
18. 2

Math Practice - Grade 1

M4 Add and subtract within 20, make a ten

M4 1.OA.C.6, 1.OA.B.3

Name: _____ Date: _____

Add and subtract within 20. Make a ten.

1 **Subtract.**

$$18 - 13 = \square$$

---

2 **Make a ten. What is 5 + 6?**

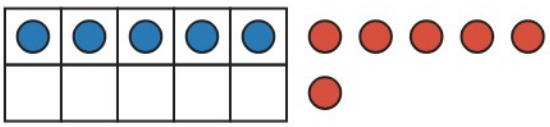

$$5 + 6 = \square$$

---

3 **Subtract.**

$$14 - 10 = \square$$

---

4 **Make a ten. What is 9 + 3?**

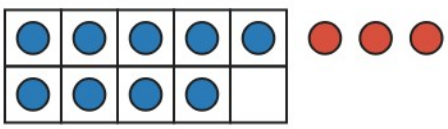

$$9 + 3 = \square$$

---

5 **Subtract.**

$$16 - 16 = \square$$

Answer Key

1. 5 2. 11 3. 4 4. 12
5. 0

Math Practice - Grade 1

M4 Add and subtract within 20, make a ten

M4 1.OA.C.6, 1.OA.B.3

Name: _____ Date: _____

Add and subtract within 20. Make a ten.

1 **Subtract.**

16 - 1 = ☐

---

2 **Make a ten. What is 7 + 8?**

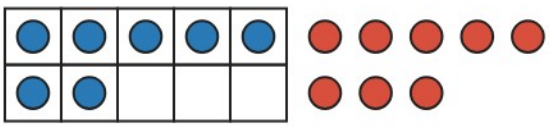

7 + 8 = ☐

---

3 **Add.**

9 + 3 = ☐

---

4 **Make a ten. What is 6 + 9?**

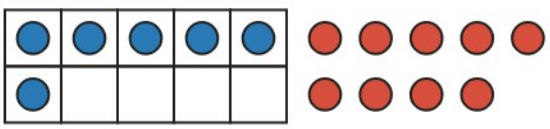

6 + 9 = ☐

---

5 **Add.**

8 + 6 = ☐

Answer Key

1. 15 2. 15 3. 12 4. 15
5. 14

Math Practice - Grade 1

M4 Add and subtract within 20, make a ten

M4 1.OA.C.6, 1.OA.B.3

Name: _____ Date: _____

Add and subtract within 20. Make a ten.

1 **Subtract.**

$$14 - 4 = \square$$

---

2 **Make a ten. What is 4 + 8?**

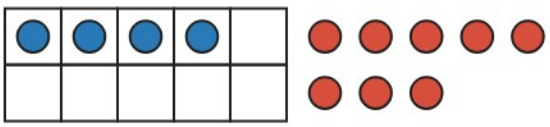

$$4 + 8 = \square$$

---

3 **Add.**

$$6 + 7 = \square$$

---

4 **Make a ten. What is 2 + 9?**

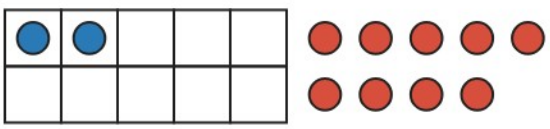

$$2 + 9 = \square$$

---

5 **Add.**

$$8 + 7 = \square$$

Answer Key

1. 10 2. 12 3. 13 4. 11
5. 15

Math Practice - Grade 1

M5 Word problems within 20

M5 1.OA.A.1, 1.OA.A.2, 1.OA.D.8

Name: _____ Date: _____

Read the story. Write the number sentence and the answer.

1 **Noah has some crayons. Noah gets 5 more. Now Noah has 17. How many crayons did Noah have at first?**

☐ + 5 = 17

---

2 **Liam has 15 crayons. Liam gives 15 to a friend. How many crayons are left?**

15 - 15 = ☐

---

3 **Noah has 1 red book and 4 blue books. How many books does Noah have in all?**

1 + 4 = ☐

Answer Key

1. 12 2. 0 3. 5

Math Practice - Grade 1

M5 Word problems within 20

M5 1.OA.A.1, 1.OA.A.2, 1.OA.D.8

Name: _____ Date: _____

Read the story. Write the number sentence and the answer.

1 **Liam has some toy cars. Liam gets 14 more. Now Liam has 19. How many toy cars did Liam have at first?**

$\square + 14 = 19$

---

2 **Ben has 3 books. Ben gives 3 to a friend. How many books are left?**

$3 - 3 = \square$

---

3 **Zoe has 3 red stickers and 10 blue stickers. How many stickers does Zoe have in all?**

$3 + 10 = \square$

Answer Key

1. 5 2. 0 3. 13

Math Practice - Grade 1

M5 Word problems within 20

M5 1.OA.A.1, 1.OA.A.2, 1.OA.D.8

Name: _____ Date: _____

Read the story. Write the number sentence and the answer.

1 **Max has some stickers. Max gets 1 more. Now Max has 6. How many stickers did Max have at first?**

$\square + 1 = 6$

---

2 **Ben has 8 toy cars. Ben gives some to a friend. Now Ben has 7. How many toy car did Ben give away?**

$8 - \square = 7$

---

3 **Mia has 1 red book and 10 blue books. How many books does Mia have in all?**

$1 + 10 = \square$

Answer Key

1. 5 2. 1 3. 11

Math Practice - Grade 1

M6 Subtraction as a missing addend, the equal sign

M6 1.OA.B.4, 1.OA.D.7

Name: _____ Date: _____

Fill in the missing number. Tell if the equation is true or false.

1 **Fill in the missing number.**

$7 + \square = 14$

2 **Circle True or False.**

$10 + 5 = 16$

True False

3 **Fill in the missing number.**

$\square - 1 = 9$

4 **Circle True or False.**

$8 - 8 = 2$

True False

5 **Fill in the missing number.**

$\square + 17 = 20$

6 **Circle True or False.**

$2 + 6 = 9$

True False

7 **Fill in the missing number.**

$5 + \square = 5$

8 **Circle True or False.**

$3 - 3 = 2$

True False

9 **Fill in the missing number.**

$\square - 0 = 8$

10 **Circle True or False.**

$10 - 9 = 0$

True False

11 **Fill in the missing number.**

$6 + \square = 20$

12 **Circle True or False.**

$0 + 1 = 3$

True False

13 **Fill in the missing number.**

$9 + \square = 9$

14 **Circle True or False.**

$7 - 3 = 2$

True False

Answer Key

1. 7
2. False
3. 10
4. False
5. 3
6. False
7. 0
8. False
9. 8
10. False
11. 14
12. False
13. 0
14. False

Math Practice - Grade 1

M6 Subtraction as a missing addend, the equal sign

M6 1.OA.B.4, 1.OA.D.7

Name: _____ Date: _____

Fill in the missing number. Tell if the equation is true or false.

1 **Fill in the missing number.**

11 - ☐ = 10

2 **Circle True or False.**

9 + 6 = 17

True False

3 **Fill in the missing number.**

8 - ☐ = 6

4 **Circle True or False.**

3 + 2 = 3

True False

5 **Fill in the missing number.**

☐ - 5 = 5

6 **Circle True or False.**

5 - 3 = 3

True False

7 **Fill in the missing number.**

☐ - 14 = 4

8 **Circle True or False.**

3 = 7 - 6

True False

9 **Fill in the missing number.**

4 + ☐ = 8

10 **Circle True or False.**

8 + 8 = 18

True False

11 **Fill in the missing number.**

☐ + 13 = 20

12 **Circle True or False.**

7 - 3 = 5

True False

13 **Fill in the missing number.**

18 - ☐ = 13

14 **Circle True or False.**

5 + 5 = 12

True False

Answer Key

1. 1
2. False
3. 2
4. False
5. 10
6. False
7. 18
8. False
9. 4
10. False
11. 7
12. False
13. 5
14. False

Math Practice - Grade 1

M6 Subtraction as a missing addend, the equal sign

M6 1.OA.B.4, 1.OA.D.7

Name: _____ Date: _____

Fill in the missing number. Tell if the equation is true or false.

1 **Fill in the missing number.**

5 + ☐ = 9

2 **Circle True or False.**

3 + 0 = 5

True False

3 **Fill in the missing number.**

☐ + 3 = 10

4 **Circle True or False.**

9 + 7 = 18

True False

5 **Fill in the missing number.**

☐ - 9 = 10

6 **Circle True or False.**

6 = 1 + 3

True False

7 **Fill in the missing number.**

☐ + 0 = 17

8 **Circle True or False.**

10 - 8 = 3

True False

9 **Fill in the missing number.**

☐ + 5 = 11

10 **Circle True or False.**

13 = 7 + 7

True False

11 **Fill in the missing number.**

7 + ☐ = 9

12 **Circle True or False.**

11 = 8 + 1

True False

13 **Fill in the missing number.**

☐ - 7 = 1

14 **Circle True or False.**

6 - 0 = 7

True False

Answer Key

1. 4
2. False
3. 7
4. False
5. 19
6. False
7. 17
8. False
9. 6
10. False
11. 2
12. False
13. 8
14. False

Math Practice - Grade 1

M7 Add within 100, ten more and ten less, subtract multiples of 10

M7 1.NBT.C.4, 1.NBT.C.5, 1.NBT.C.6

Name: _____ Date: _____

Add within 100. Find 10 more and 10 less.

1 **Add.**

17 + 10 = ☐

2 **What is 10 less than 98?**

98 - 10 = ☐

3 **Subtract.**

40 - 40 = ☐

4 **Add.**

36 + 60 = ☐

5 **What is 10 less than 43?**

43 - 10 = ☐

6 **Subtract.**

90 - 40 = ☐

7 **Add.**

66 + 20 = ☐

8 **What is 10 less than 38?**

38 - 10 = ☐

9 **Subtract.**

40 - 20 = ☐

10 **Add.**

23 + 3 = ☐

11 **What is 10 more than 59?**

59 + 10 = ☐

12 **Subtract.**

10 - 10 = ☐

13 **Add.**

37 + 5 = ☐

14 **What is 10 more than 14?**

14 + 10 = ☐

15 **Subtract.**

50 - 50 = ☐

16 **Add.**

45 + 50 = ☐

17 **What is 10 more than 72?**

72 + 10 = ☐

18 **Subtract.**

70 - 10 = ☐

Answer Key

1. 27
2. 88
3. 0
4. 96
5. 33
6. 50
7. 86
8. 28
9. 20
10. 26
11. 69
12. 0
13. 42
14. 24
15. 0
16. 95
17. 82
18. 60

Math Practice - Grade 1

M7 Add within 100, ten more and ten less, subtract multiples of 10

M7 1.NBT.C.4, 1.NBT.C.5, 1.NBT.C.6

Name: _____ Date: _____

Add within 100. Find 10 more and 10 less.

1 **Add.**

40 + 9 = ☐

2 **What is 10 less than 84?**

84 - 10 = ☐

3 **Subtract.**

80 - 30 = ☐

4 **Add.**

12 + 2 = ☐

5 **What is 10 less than 43?**

43 - 10 = ☐

6 **Subtract.**

90 - 30 = ☐

7 **Add.**

81 + 7 = ☐

8 **What is 10 less than 47?**

47 - 10 = ☐

9 **Subtract.**

40 - 30 = ☐

10 **Add.**

82 + 10 = ☐

11 **What is 10 less than 91?**

91 - 10 = ☐

12 **Subtract.**

50 - 10 = ☐

13 **Add.**

68 + 8 = ☐

14 **What is 10 less than 58?**

58 - 10 = ☐

15 **Subtract.**

80 - 80 = ☐

16 **Add.**

62 + 30 = ☐

17 **What is 10 more than 56?**

56 + 10 = ☐

18 **Subtract.**

20 - 10 = ☐

Answer Key

1. 49
2. 74
3. 50
4. 14
5. 33
6. 60
7. 88
8. 37
9. 10
10. 92
11. 81
12. 40
13. 76
14. 48
15. 0
16. 92
17. 66
18. 10

Math Practice - Grade 1

M7 Add within 100, ten more and ten less, subtract multiples of 10

M7 1.NBT.C.4, 1.NBT.C.5, 1.NBT.C.6

Name: _____ Date: _____

Add within 100. Find 10 more and 10 less.

1 **Add.**

23 + 3 = ☐

2 **What is 10 less than 13?**

13 - 10 = ☐

3 **Subtract.**

90 - 40 = ☐

4 **Add.**

58 + 7 = ☐

5 **What is 10 less than 40?**

40 - 10 = ☐

6 **Subtract.**

20 - 20 = ☐

7 **Add.**

34 + 9 = ☐

8 **What is 10 more than 20?**

20 + 10 = ☐

9 **Subtract.**

50 - 40 = ☐

10 **Add.**

80 + 5 = ☐

11 **What is 10 less than 11?**

11 - 10 = ☐

12 **Subtract.**

50 - 50 = ☐

13 **Add.**

70 + 5 = ☐

14 **What is 10 less than 39?**

39 - 10 = ☐

15 **Subtract.**

40 - 40 = ☐

16 **Add.**

76 + 20 = ☐

17 **What is 10 less than 43?**

43 - 10 = ☐

18 **Subtract.**

10 - 10 = ☐

Answer Key

1. 26
2. 3
3. 50
4. 65
5. 30
6. 0
7. 43
8. 30
9. 10
10. 85
11. 1
12. 0
13. 75
14. 29
15. 0
16. 96
17. 33
18. 0

Math Practice - Grade 1

M8 Measure length

M8 1.MD.A.1, 1.MD.A.2

Name: _____ Date: _____

Order the bars. Measure how many units long.

1 **Write 1, 2, 3 next to the bars, from shortest to longest.**

Top  ☐

Middle  ☐

Bottom  ☐

---

2 **How many units long is the bar?**

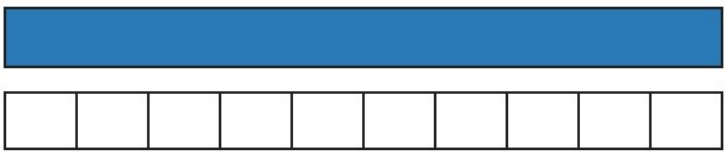

Units: ☐

---

3 **Write 1, 2, 3 next to the bars, from shortest to longest.**

Top  ☐

Middle  ☐

Bottom  ☐

---

4 **How many units long is the bar?**

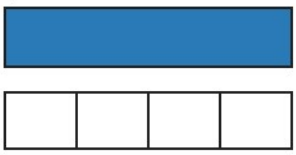

Units: ☐

Answer Key

1. Top 1, Middle 3, Bottom 2
2. 10
3. Top 1, Middle 2, Bottom 3
4. 4

Math Practice - Grade 1

M8 Measure length

M8 1.MD.A.1, 1.MD.A.2

Name: _____ Date: _____

Order the bars. Measure how many units long.

1 **Write 1, 2, 3 next to the bars, from shortest to longest.**

Top  ☐

Middle  ☐

Bottom  ☐

---

2 **How many units long is the bar?**

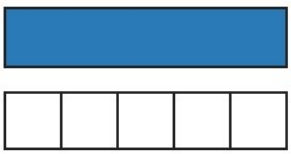

Units: ☐

---

3 **Write 1, 2, 3 next to the bars, from shortest to longest.**

Top  ☐

Middle  ☐

Bottom  ☐

---

4 **How many units long is the bar?**

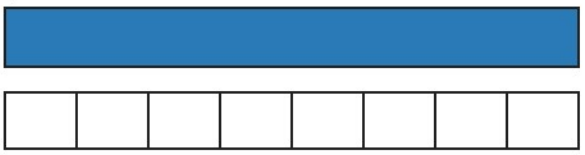

Units: ☐

Answer Key

1. Top 2, Middle 3, Bottom 1
2. 5
3. Top 1, Middle 3, Bottom 2
4. 8

Math Practice - Grade 1

M8 Measure length

M8 1.MD.A.1, 1.MD.A.2

Name: _____ Date: _____

Order the bars. Measure how many units long.

1 **Write 1, 2, 3 next to the bars, from shortest to longest.**

Top  ☐

Middle  ☐

Bottom  ☐

---

2 **How many units long is the bar?**

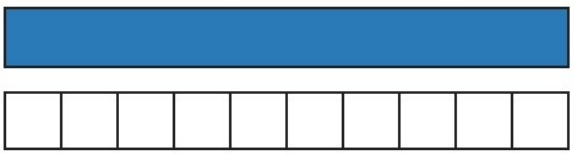

Units: ☐

---

3 **Write 1, 2, 3 next to the bars, from shortest to longest.**

Top  ☐

Middle  ☐

Bottom  ☐

---

4 **How many units long is the bar?**

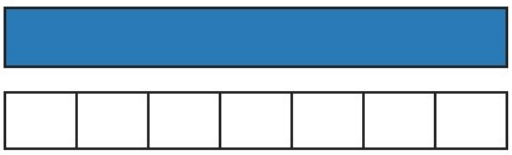

Units: ☐

Answer Key

1. Top 1, Middle 3, Bottom 2
2. 10
3. Top 2, Middle 3, Bottom 1
4. 7

Math Practice - Grade 1

M9 Time to the hour and half hour, and data

M9 1.MD.B.3, 1.MD.C.4

Name: _____ Date: _____

Tell the time. Read the picture graph.

1 **What time is it? Write the time.**



Time: ☐

---

2 **Circle the digital time that matches the clock.**



8:00 4:00 12:30

---

3 **How many in all?**

Apples 

Bananas 

Oranges 

Answer Key

1. 2:30 2. 12:30 3. 10

Math Practice - Grade 1

M9 Time to the hour and half hour, and data

M9 1.MD.B.3, 1.MD.C.4

Name: _____ Date: _____

Tell the time. Read the picture graph.

1 **What time is it? Write the time.**



Time: ☐

---

2 **Circle the digital time that matches the clock.**



4:00 11:30 7:00

---

3 **How many in all?**

Apples 

Bananas 

Oranges 

Answer Key

1. 3:30 2. 11:30 3. 13

Math Practice - Grade 1

M9 Time to the hour and half hour, and data

M9 1.MD.B.3, 1.MD.C.4

Name: _____ Date: _____

Tell the time. Read the picture graph.

1 **What time is it? Write the time.**



Time: ☐

---

2 **Circle the digital time that matches the clock.**



6:30 12:30 4:30

---

3 **Which has the most?**

Apples 

Bananas 

Oranges 

Answer Key

1. 5:00 2. 12:30 3. Apples

Math Practice - Grade 1

M10 Shapes, halves, and fourths

M10 1.G.A.1, 1.G.A.2, 1.G.A.3

Name: _____ Date: _____

Name the shape. Make a shape. Shade one share.

1 **Name this shape. How many sides? How many corners?**



Shape: _____

Sides: ☐

Corners: ☐

---

2 **Which two shapes make the triangle?**

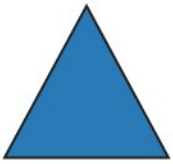

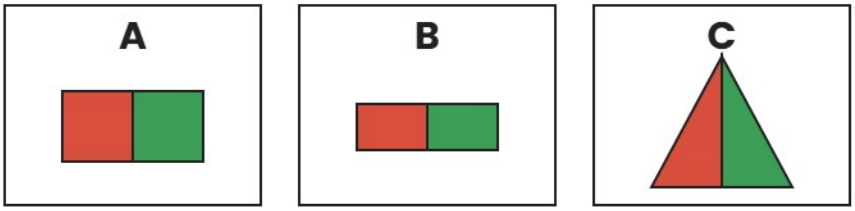

---

3 **Shade one fourth.**



One share is a ☐

---

4 **Name this shape. How many sides? How many corners?**



Shape: _____

Sides: ☐

Corners: ☐

Answer Key

1. Hexagon, 6, 6 2. C, two triangles 3. fourth 4. Square, 4, 4

Math Practice - Grade 1

M10 Shapes, halves, and fourths

M10 1.G.A.1, 1.G.A.2, 1.G.A.3

Name: _____ Date: _____

Name the shape. Make a shape. Shade one share.

1 **Name this shape. How many sides? How many corners?**



Shape: _____

Sides: ☐

Corners: ☐

---

2 **Which two shapes make the rectangle?**



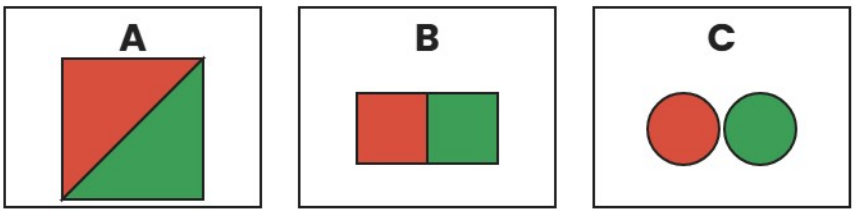

---

3 **Shade one half.**



One share is a ☐

---

4 **Name this shape. How many sides? How many corners?**



Shape: _____

Sides: ☐

Corners: ☐

Answer Key

1. Hexagon, 6, 6 2. B, two squares 3. half 4. Trapezoid, 4, 4

Math Practice - Grade 1

M10 Shapes, halves, and fourths

M10 1.G.A.1, 1.G.A.2, 1.G.A.3

Name: _____ Date: _____

Name the shape. Make a shape. Shade one share.

1 **Name this shape. How many sides? How many corners?**

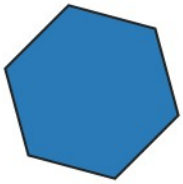

Shape: _____

Sides: ☐

Corners: ☐

---

2 **Which two shapes make the triangle?**

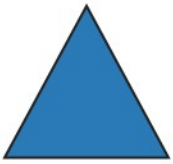

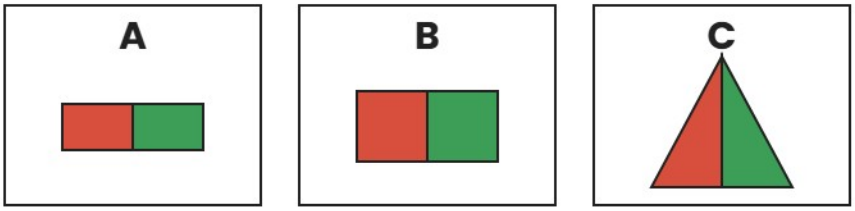

---

3 **Shade one half.**

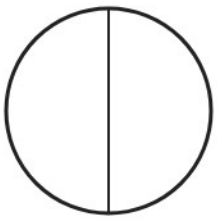

One share is a ☐

---

4 **Name this shape. How many sides? How many corners?**



Shape: _____

Sides: ☐

Corners: ☐

Answer Key

1. Hexagon, 6, 6 2. C, two triangles 3. half 4. Square, 4, 4